



**E-100 1/2 hp
Crankshaft Polisher**

PART # E-100

CRANKSHAFT POLISHER

C/W 5 belts 1" x 64-1/2" x 320 grit

SPECIFICATIONS:

Motor: Baldor 10,000 rpm - 1/2 hp
6 amp - Cont. Duty 110 Volts

Overall Length: 30"

Weight: 13.5 lbs

Belt Speed: 4000 SFPM (Surface Speed Per Min.)

Belts: 1/2" to 1" wide - 60" to 64" long

FEATURES:

- Insulated field system in motor
- Insulated switch block
- Rugged steel frame construction
- Flanged CNC rollers with tool bearings - stop belt run-off
- Top mounted aluminum guard
- Durable red powder coated frame
- 12 foot, 3 conductor power cord

NO ASSEMBLY REQUIRED

Also available with a 220 Volt 50 HZ Motor

PART #	ELECTRIC UNITS
E-100	1/2hp 1" belt - 60" to 64" long
E-200	1/2hp 2" belt - 60" to 64" long
E-300	1hp 2" belt - 60" to 64" long


PART #	AIR UNITS
A-100	3/4hp 1" belt - 60" to 64" long
A-200	3/4hp 2" belt - 60" to 64" long
A-300	1 1/2hp 2" belt - 60" to 64" long

3M SCOTCH-BRITE POLISHING BELTS



- VERY FINE FINISH
- ALUMINUM OXIDE
- EXPOSES FRESH ABRASIVE MINERAL TO THE CRANKSHAFT WORK SURFACE AS THE BELT WEARS.
- SIDES WILL CONFORM TO JOURNAL RADII
- CONSISTENT POLISH

PART NO.	DESCRIPTION
CPB5006-A-VFN	60" x 1/2" BELT BLUE
CPB5007-A-VFN	60" x 3/4" BELT BLUE
CPB5010-A-VFN	64" x 3/4" BELT BLUE
CPB5010-S-SFN	64" x 3/4" BELT GREY
CPB5015-A-VFN	70" x 3/4" BELT BLUE
CPB5046-V-VFN	74" x 3/4" BELT BLUE
CPB5032-A-VFN	91" x 3/4" BELT BLUE



CRANKSHAFT POLISHING BELTS

PREMIUM CLOTH-BACKED BONDED ABRASIVE BELTS:

STANDARD: ALUMIUM OXIDE ABRASIVE BELTS

J-FLEX: ULTRA-LIGHT, ULTRA-FLEXIBLE BELTS

CORK: "SUPER POLISH" MAIN JOURNALS W/O SCARRING

SOLD IN PACKS OF 10

PRODUCT #	DESCRIPTION
STANDARD BELTS- 10 BELTS PER PACK	
CPB1004	55-3/4" x 1" (320 & 400GR)
CPB1005	60"x1/2" (240, 320 & 400GR)
CPB1007	60" x 3/4" (220, 320 & 400GR)
CPB1008	60"x1" (240, 320 & 400GR)
CPB1009	64"x 1/2" (320GR)
CPB1010	64"x3/4" (240, 320 & 400GR)
CPB1011	64"x1" (180, 240, 320, 400 & 600GR)
CPB1011A	64"x7/8" (320 & 400GR)
CPB1013	64"x 1-1/2" (180, 320, & 600GR)
CPB1015	70"x3/4" (320 & 400GR)
CPB1016	70" x 1" (220, 240, 320 & 400GR)
CPB1018	64-1/2" x 1" (220, 320 & 400GR)
CPB1019	64-1/2" x 3/4" (220, 320 & 400GR)
CPB1021	72"x1" (240, 320 & 400GR)

PRODUCT #	DESCRIPTION
CPB1022	72"x 2" (320GR)
CPB1025	77"x3/4" (320GR)
CPB1026	77"x1" (320 & 400GR)
CPB1032	91"x3/4" (320 & 400GR)
CPB1033	91"x1" (320 & 400GR)
CPB1039	116"x1" (80GR)
J-FLEX- 10 BELTS PER PACK	
CPB2010	64"x3/4"J-FLX BELT (320GR)
CORK BELTS- 5 BELTS PER PACK	
CPB3010	64"x3/4"CORK BELT (400 & 600GR)
CPB3011	64"x1"CORK BELT (320, 400 & 600GR)
CPB3024	77"x5/8"CORK BELT (400GR)
CPB3032	91"x3/4"CORK BELT (600GR)
CPB3032A	91"x11/16"CORK BELT (600GR)
CPB3033	91" x 1" CORK POL BELT (320 & 600GR)

3M Trizact Belts

These belts are designed with a new abrasive that will outlast conventional belts by three to four times (depending on use). Belts wear evenly producing a consistent cut rate with an exceptionally fine finish. The coating on the belt darkens to indicate replacement time. These belts have no grit sizes - the finish will be approximately the same as equivalent grit sizes: A16 = 320 - 400GR; A30 = 400 - 500GR


SOLD IN PACKS OF 10

PRODUCT #	DESCRIPTION	PRODUCT #	DESCRIPTION	PRODUCT #	DESCRIPTION
CPB4006-A16	60"x 1/2"	CPB4011-A16	64"x1"	CPB4020-A30	64"x2"
CPB4006-A30	60"x 1/2"	CPB4011-A30	64"x1"	CPB4032-A16	91"x3/4"
CPB4009-A16	64"x 1/2"	CPB4015-A16	70"x3/4"	CPB4032-A30	91"x3/4"
CPB4009-A30	64"x 1/2"	CPB4015-A30	70"x 3/4"	CPB4033-A16	91"x1"
CPB4010-A16	64"x3/4"	CPB4016-A16	70"x 1"	CPB4033-A30	91"x1"
CPB4010-A30	64"x3/4"	CPB4016-A30	70"x 1"		

CRANKSHAFT TOOLS & SUPPLIES

CRANKSHAFT GRINDING WHEELS- 18" to 22"


**WHEEL
TYPES**



DIMENSIONS	MACHINE/MODEL	OTHER DIMENSION	PRODUCT #	TYPE
18 x 3/4 x 3	Storm-Vulcan 14, 15	Straight	RE335187	1
18 x 7/8 x 3		Straight	RE335188	1
18 x 15/16 x 3		Straight	RE335189	1
18 x 1 x 3		Straight	RE337308	1
18 x 1-1/16 x 3		Rec. 1S 6-1/2 x 1/16	RE335190	5
18 x 1-1/8 x 3		Rec. 1S 6-1/2 x 1/8	RE335191	5
18 x 1-3/16 x 3		Rec. 1S 6-1/2 x 3/16	RE335192	5
18 x 1-1/4 x 3		Rec. 1S 6-1/2 x 1/4	RE335193	5
18 x 1-3/8 x 3		Rec. 1S 6-1/2 x 3/8	RE335194	5
18 x 1-1/2 x 3		Rec. 1S 6-1/2 x 1/2	RE335196	5
18 x 1-5/8 x 3		Rec. 1S 6-1/2 x 5/8	RE335197	5
18 x 1-11/16 x 3		Rec. 1S 6-1/2 x 11/16	RE335198	5
18 x 1-3/4 x 3		Rec. 1S 6-1/2 x 3/4	RE335199	5
18 x 1-7/8 x 3		Rec. 1S 6-1/2 x 7/8	RE335200	5
18 x 1-15/16 x 3		Rec. 1S 6-1/2 x 15/16	RE346092	5
18 x 2 x 3		Rec. 1S 6-1/2 x 1	RE335201	5
20 x 3/4 x 3	Storm-Vulcan	Straight	RE335210	1
20 x 7/8 x 3	15 Special 1550, 1648	Straight	RE335211	1
20 x 15/16 x 3		Straight	RE335212	1
20 x 1 x 3		Straight	RE335213	1
20 x 1-1/16 x 3		Rec. 1S 7-1/4 x 1/16	RE335214	5
20 x 1-1/8 x 3		Rec. 1S 7-1/4 x 1/8	RE335215	5
20 x 1-3/16 x 3		Rec. 1S 7-1/4 x 3/16	RE335216	5
20 x 1-1/4 x 3		Rec. 1S 7-1/4 x 1/4	RE335217	5
20 x 1-3/8 x 3		Rec. 1S 7-1/4 x 3/8	RE335218	5
20 x 1-7/16 x 3	Storm-Vulcan	Rec. 1S 7-1/4 x 7/16	RE335219	5
20 x 1-1/2 x 3		Rec. 1S 7-1/4 x 1/2	RE335220	5
20 x 1-5/8 x 3		Rec. 1S 7-1/4 x 5/8	RE335221	5
20 x 1-11/16 x 3		Rec. 1S 7-1/4 x 11/16	RE335222	5
20 x 1-3/4 x 3		Rec. 1S 7-1/4 x 3/4	RE335223	5
20 x 1-7/8 x 3		Rec. 1S 7-1/4 x 7/8	RE335224	5
20 x 1-15/16 x 3		Rec. 1S 7-1/4 x 15/16	RE335225	5
20 x 2 x 3		Rec. 1S 7-1/4 x 1	RE335226	5
22 x 3/4 x 5	Storm-Vulcan 15A	Straight	RE335237	1
22 x 7/8 x 5	To Serial #593	Straight	RE335238	1
22 x 15/16 x 5	AMC Machine	Straight	RE337309	1
22 x 1 x 5		Straight	RE337310	1
22 x 1-1/16 x 5		Rec. 1S 7-1/2 x 1/16	RE335239	5
22 x 1-1/8 x 5		Rec. 1S 7-1/2 x 1/8	RE335240	5
22 x 1-3/16 x 5		Rec. 1S 7-1/2 x 3/16	RE335241	5
22 x 1-1/4 x 5		Rec. 1S 7-1/2 x 1/4	RE335242	5
22 x 1-3/8 x 5		Rec. 1S 7-1/2 x 3/8	RE335243	5
22 x 1-7/16 x 5		Rec. 1S 7-1/2 x 7/16	RE335244	5
22 x 1-1/2 x 5		Rec. 1S 7-1/2 x 1/2	RE335245	5
22 x 1-5/8 x 5		Rec. 1S 7-1/2 x 5/8	RE335246	5
22 x 1-11/16 x 5		Rec. 1S 7-1/2 x 11/16	RE335247	5
22 x 1-3/4 x 5		Rec. 1S 7-1/2 x 3/4	RE335248	5
22 x 1-7/8 x 5		Rec. 1S 7-1/2 x 7/8	RE335249	5
22 x 1-15/16 x 5		Rec. 1S 7-1/2 x 15/16	RE335250	5
22 x 2 x 5		Rec. 1S 7-1/2 x 1	RE335251	5

CRANKSHAFT GRINDING WHEELS- 24" to 26"

WHEEL
TYPES




DIMENSIONS	MACHINE/MODEL	OTHER DIMENSION	PRODUCT #	TYPE
24 x 3/4 x 5	Storm-Vulcan 15A	Straight	RE335448	1
24 x 7/8 x 5	15A Special	Straight	RE335449	1
24 x 15/16 x 5	15A Special	Straight	RE335450	1
24 x 1 x 5	15C and 1860	Straight	RE337311	1
24 x 1-1/16 x 5	RMC/Robbi Rex 1200	Straight	RE335452	1
24 x 1-1/8 x 5	Scledum 200	Rec. 1S 8-1/2 x 1/8	RE335453	5
24 x 1-3/16 x 5		Rec. 1S 8-1/2 x 1/8	RE335454	5
24 x 1-1/4 x 5	Storm-Vulcan 15A	Rec. 1S 8-1/2 x 1/4	RE335455	5
24 x 1-3/8 x 5	15A Special	Rec. 1S 8-1/2 x 3/8	RE335456	5
24 x 1-7/16 x 5	15A Special	Rec. 1S 8-1/2 x 1/4	RE335457	5
24 x 1-1/2 x 5	15C and 1860	Rec. 1S 8-1/2 x 1/2	RE335458	5
24 x 1-5/8 x 5	RMC/Robbi Rex 1200	Rec. 1S 8-1/2 x 5/8	RE335539	5
24 x 1-11/16 x 5	Scledum 200	Rec. 1S 8-1/2 x 11/16	RE335459	5
24 x 1-3/4 x 5		Rec. 1S 8-1/2 x 3/4	RE335460	5
24 x 1-7/8 x 5		Rec. 1S 8-1/2 x 7/8	RE335461	5
24 x 1-7/8 x 5		Rec. 1S 10-1/2 x 7/8	RE335462	5
24 x 1-15/16 x 5		Rec. 1S 8-1/2 x 15/16	RE335463	5
24 x 2 x 5		Rec. 1S 8-1/2 x 1	RE335464	5
24 x 3/4 x 8	Winona-Van Norman	Straight	RE335467	1
24 x 15/16 x 8	438, 448, 460 & 465	Straight	RE335466	1
24 x 7/8 x 8		Straight	RE337312	1
24 x 1 x 8		Straight	RE335468	1
24 x 1-1/8 x 8	Winona-Van Norman	Straight	RE335469	1
24 x 1-1/4 x 8	438, 448, 460 & 465	Straight	RE335470	1
24 x 2 x 8	RMC/Robbi Rex 1200	Rec. 2S 10-3/4, 1S 1/8, OS 3/4	RE335474	7
26 x 3/4 x 8	AMC K-1100 K-1400	Rec. 2S 19 x 1/16	RE335488	7
26 x 3/4 x 8	K-1500, K-1800	Straight	RE337313	1
26 x 7/8 x 8	Peterson-Berco	Rec. 2S 19 x 1/16	RE335489	7
26 x 7/8 x 8	180B, 225A & 225B	Straight	RE341931	1
26 x 15/16 x 8	225C, RT225	Straight	RE339175	1
26 x 15/16 x 8	Winona-Van Norman	Rec. 2S 19 x 1/16	RE335490	7
26 x 1 x 8	438, 448, 460, 465,	Rec. 2S 19 x 1/16	RE335491	7
26 x 1 x 8	475, 476, CG210	Straight	RE340720	1
26 x 1-1/16 x 8	Zanrosso 210 & 230	Straight	RE347998	1
26 x 1-1/8 x 8	RG 230	Rec. 2S 19 x 1/16	RE335493	7
26 x 1-3/16 x 8	New Scledum	Rec. 2S 19 x 1/16	RE345476	7
26 x 1-1/4 x 8	Storm-Vulcan 230 Std	Rec. 2S 19 x 1/8	RE335495	7
26 x 1-1/4 x 8	Storm-Vulcan 230 Prod	Straight	RE335496	1
26 x 1-1/4 x 8	Scledum 200, 230	Rec. 2S 19 x 1/16	RE335379	7
26 x 1-3/8 x 8		Rec. 2S 19 x 1/8	RE335378	7
26 x 1-7/16 x 8		Rec. 2S 19 x 3/16	RE335380	7
26 x 1-1/2 x 8		Rec. 2S 19 x 3/16	RE335381	7
26 x 1-5/8 x 8		Rec. 2S 19 x 1/4	RE335383	7
26 x 1-11/16 x 8		Rec. 2S 19 x 1/4	RE335384	7
26 x 1-3/4 x 8		Rec. 2S 19 x 1/4	RE335386	7
26 x 1-7/8 x 8		Rec. 2S 19 x 3/8	RE335387	7
26 x 1-15/16 x 8		Rec. 2S 19 x 3/8	RE335388	7
26 x 2 x 8		Rec. 2S 19 x 3/8	RE335389	7

Please allow 1-2 weeks for delivery. Special order wheels can be made to your specification. Contact us for more information.

CRANKSHAFT TOOLS & SUPPLIES


CRANKSHAFT GRINDING WHEELS— 28" to 36"

**WHEEL
TYPES**



DIMENSIONS	MACHINE/MODEL	OTHER DIMENSION	PRODUCT #	TYPE
28 x 3/4 x 8	Peterson-Berco	Straight	RE337315	1
28 x 7/8 x 8	260, 260A, 260B	Straight	RE337316	1
28 x 7/8 x 8	270A, 270B, 270C	Rec. 2S 19 x 1/16	RE335396	7
28 x 15/16 x 8	Winona-Van Norman	Rec. 2S 19 x 1/16	RE335397	7
28 x 15/16 x 8	400, 438, 439	Straight	RE341932	1
28 x 1 x 8	475, 476, 477,	Rec. 2S 19 x 1/16	RE335398	7
28 x 1 x 8	666, CG-250	Straight	RE337317	1
28 x 1-1/16 x 8	Scledum RG 270	Straight	RE342342	1
28 x 1-1/8 x 8	RG270Y, RG280	Rec. 2S 19 x 1/16	RE335400	7
28 x 1-3/16 x 8	Zanrosso Series	Rec. 2S 19 x 1/16	RE345477	7
28 x 1-1/4 x 8	Robbi Rex 1500	Rec. 2S 19 x 1/8	RE335402	7
28 x 1-3/8 x 8		Rec. 2S 19 x 1/8	RE335403	7
28 x 1-1/2 x 8		Rec. 2S 19 x 1/8	RE335404	7
28 x 1-5/8 x 8		Rec. 2S 19 x 1/8	RE335405	7
28 x 1-5/8 x 8		Rec. 2S 19 x 3/16	RE335406	7
28 x 1-11/16 x 8		Rec. 2S 19 x 3/16	RE345478	7
28 x 1-11/16 x 8		Rec. 2S 19 1S 3/8, OS 1/8	RE335408	7
28 x 1-3/4 x 8		Rec. 2S 19 x 1/4	RE341933	7
28 x 1-7/8 x 8		Rec. 2S 19 1S 3/8, OS 1/8	RE337318	7
28 x 1-7/8 x 8		Rec. 2S 19 x 5/16	RE341281	7
30 x 3/4 x 8	Winona-Van Norman	Straight	RE322599	1
30 x 7/8 x 8	Zanrosso 280, AMC 2000	Straight	RE335412	1
30 x 15/16 x 8	SV/Scledum 270, 280	Straight	RE345864	1
30 x 1 x 8	RMC/Robbi Rex 1800	Straight	RE337319	1
30 x 1-1/4 x 8	2200L, 2700RM,	Straight	RE340501	1
32 x 3/4 x 8	Winona-Van Norman	*Straight	RE344089	1
32 x 3/4 x 8	467, 471, 477,	*Special Dimensions	RE335417	21
32 x 7/8 x 8	472, CG300	Straight	RE335418	1
32 x 1 x 8	Zanrosso 280	Straight	RE335419	1
32 x 1-1/8 x 8	AMC Machine	Straight	RE335420	1
32 x 1-1/4 x 8	1400, K1500, K1800	Straight	RE335422	1
32 x 1-3/8 x 8		Straight	RE335423	1
32 x 1-1/2 x 8		*Special Dimensions	RE335424	21
32 x 1-7/8 x 8		Straight	RE335427	1
32 x 3/4 x 12	Peterson-Berco	Rec. 2S 26 x 1/32	RE335429	7
32 x 7/8 x 12	TM 280, 300 & 300A	Rec. 2S 26 x 1/32	RE335430	7
32 x 15/16 x 12	Scledum 280	Rec. 2S 26 x 1/32	RE335431	7
32 x 1 x 12		Rec. 2S 26 x 1/32	RE335432	7
32 x 1-1/8 x 12		Rec. 2S 26 x 1/16	RE335433	7
32 x 1-1/4 x 12		Rec. 2S 26 x 1/8	RE335434	7
32 x 1-1/2 x 12		Rec. 2S 26 x 1/8	RE335435	7
32 x 1-3/4 x 12	Peterson-Berco	Rec. 2S 26 x 1/4	RE335436	7
32 x 1-15/16 x 12	TM 280, 300 & 300A	Rec. 2S 26 x 1/4	RE335125	7
32 x 2 x 12	Scledum 280	Rec. 2S 26 x 3/8	RE335126	7
36 x 3/4 x 12	Peterson-Berco	Straight	RE335127	1
36 x 7/8 x 12	300, 350, 350A	Straight	RE335128	1
36 x 15/16 x 12	350B, 350C & 350D	Straight	RE335129	1
36 x 1 x 12	Scledum	Rec. 2S 29 x 1/16	RE335130	7
36 x 1-1/8 x 12	Winona-Van Norman	Rec. 2S 29 x 1/16	RE335131	7
36 x 1-1/4 x 12	111	Rec. 2S 29 x 1/16	RE335132	7
36 x 1-3/8 x 12		Rec. 2S 29 x 1/16	RE335133	7
36 x 1-1/2 x 12		Rec. 2S 29 x 1/8	RE335134	7
36 x 1-3/4 x 12		Rec. 2S 29 x 1/4	RE335135	7
36 x 1-7/8 x 12		Rec. 2S 29 x 1/4	RE335136	7
36 x 2 x 12		Rec. 2S 29 x 3/8	RE335437	7
36 x 2-1/4 x 12		Rec. 2S 29 x 3/8	RE335438	7

TUNGSTEN HEAVY METAL FOR BALANCING



The following popular sizes of heavy metal dowel pins are in stock:

Product Number	Dimensions	Weight
HM454	7/16" x 7/8"	43 grams
HM005	1/2" x 0.750	43 grams
NP-N	1/2" x 1.000	57 grams
HM006	1/2" x 1.200	65 grams
N-PN	5/8" x 1.000	91 grams
NPN	5/8" x 1.200	110 grams
HM065	3/4" x 1.000	122 grams
HM750	3/4" x 1.200	147 grams
HM008	7/8" x 1.000	169 grams
HM009	7/8" x 1.200	198 grams
HM010	1" x 1.000	227 grams
HM011	1" x 1.200	265 grams

ROD & CAP GRINDING WHEELS

SUNNEN

PART NO.	MFG. NO.	SIZE	SHAPE
REK-695	CRG-305	4 x 1-1/2 x 1	RECESSED
REK-750	CRG-805	6 x 2 x 1-1/4	RECESSED

TOBIN-ARP

PART NO.	MODEL NO.	SIZE	SHAPE
REK-990	CG 8400	7 x 1 x 1-3/4	RECESSED

